

## 1 ZÖLLNER Signal Automaton A 3

suitable for all ship lengths  
design similar to drawing 01414308-4  
operating on 24 V DC, 115 V or 230 V AC  
with black front plate 144 x 72 mm acc. to DIN

allowing to give the following signals in accordance  
with the Colregs 1972:

1. vessel making way           - within 2 minutes: 1 long blast
2. vessel making no way       - within 2 minutes: 2 long blasts
3. vessel not under command, restricted in her ability to maneuver;  
   constrained by draught, sailing vessel, engaged in fishing, towing and  
   pushing                       - within 2 minutes: 1 long and two short blasts

manufacturer re-programming can provide further signals  
according to Rule 34 and 35 of the Colregs 1972

comprising:

- 1 key for manual sound signals
- 1 key for manual light signals
- 3 illuminated keys for automatic signals
- 1 dimmer for key illumination

including terminal block to connect:

power supply 24 V DC, 115 or 230 V AC

- 2 potential-free exits for signal horns
- 2 potential-free exits for maneuver signal lamp
- 1 key for sound signals
- 1 key for light signals
- 1 functional control

approx. net weight 0.7 kg



Zöllner-Signal-Automat  
Zöllner-Signal-Automaton

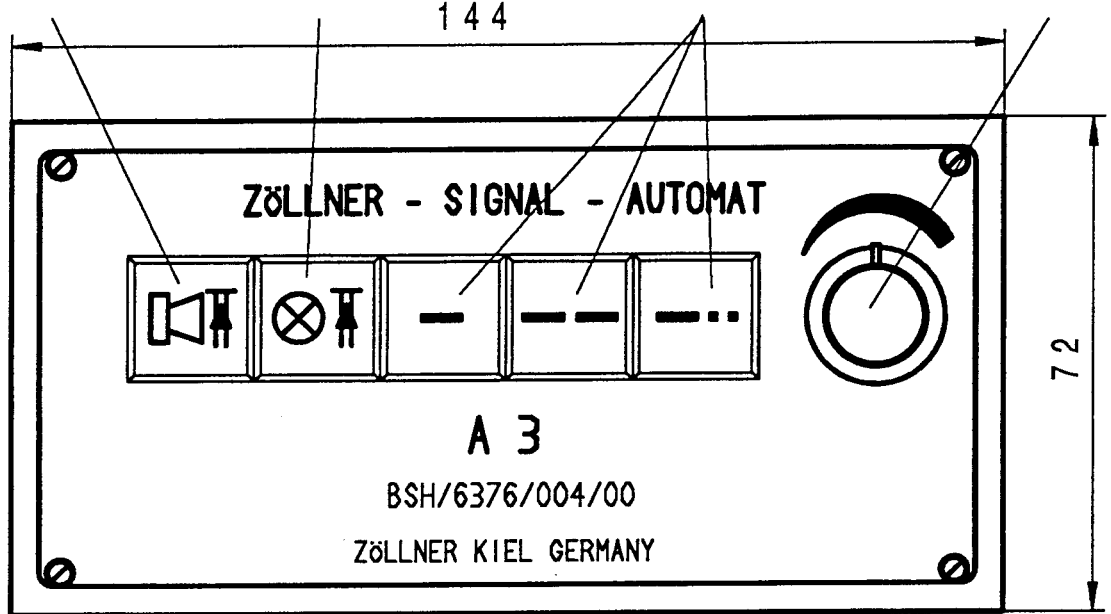
A 3. AC  
A 3. DC

Handtaster Horn  
Hand key whistle

Handtaster Lampe  
Hand key lamp

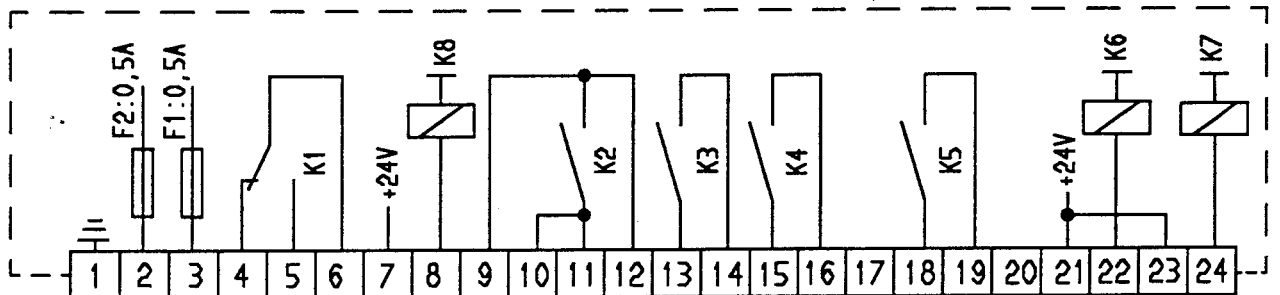
Regel 35  
Rule 35

Dimmer



Einbauöffnung :  
Hole for installation : 68 x 138 mm

Einbautiefe :  
Plug in depth : 200 mm



\* Nur notwendig wenn keine Notstromversorgung  
Only you use not the emergency supply

Einspeisung / feeding  
24V DC or  
115V/230V AC

Kontakt für Funktionsüberwachung  
Contact for monitoring failure

Externer manueller Handtaster Horn  
External manual hand key whistle

Signalausgang A1 Horn  
Signal-output A1 whistle

Signalausgang A2 Horn  
Signal-output A2 whistle

Signalausgang A3 Lampe  
Signal-output A3 lamp

Signalausgang A4 Lampe  
Signal-output A4 lamp

Externer manueller Handtaster Lampe  
External manual hand key lamp

Option Anschluss Horn mit Lampe  
Option connect whistle with lamp

A1-A4 max. Kontaktbelastung 250VA, 5A  
A1-A4 max. contact load 250VA, 5A

Änderung vorbehalten !  
Subject to alteration !

04.10.99 Sch.  
01.03.00 Sch.

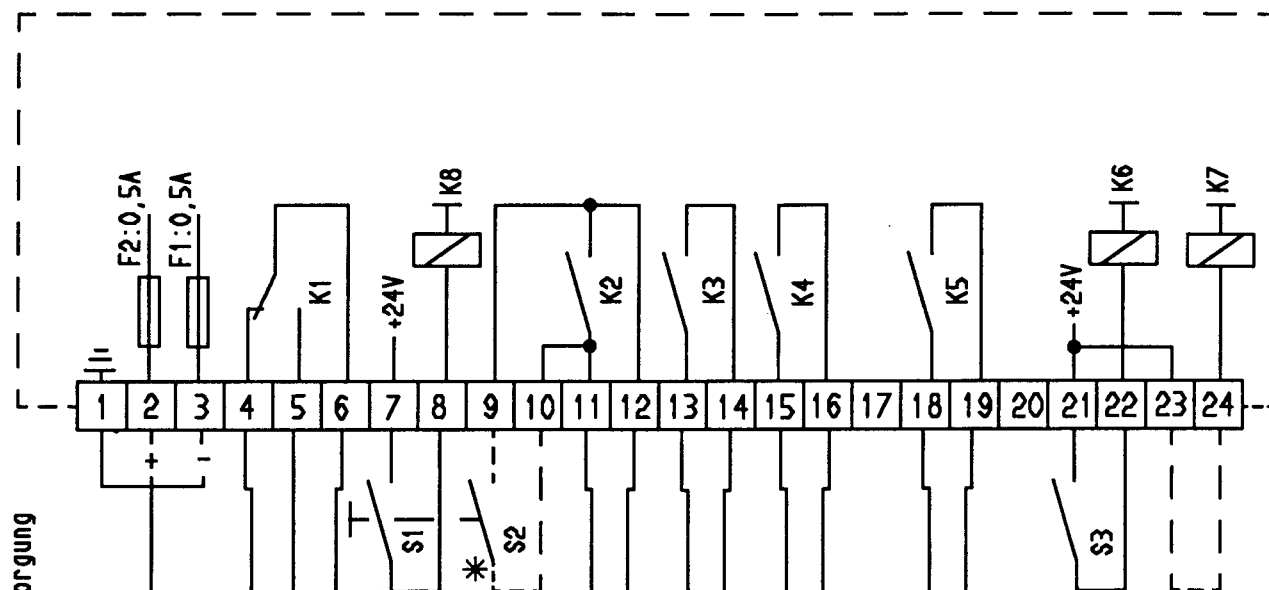
ZÖLLNER ♦ KIEL

01.414308-4



Zöllner-Signal-Automat  
Zöllner-Signal-Automaton

A 3. AC  
A 3. DC



\* Nur notwendig wenn keine Notstromversorgung  
Only you use not the emergency supply

Einspeisung / feeding  
24V DC or  
115V/230V AC

Kontakt für Funktionsüberwachung  
Contact for monitoring failure

Externer manueller Handtaster Horn  
External manual hand key whistle

Signalausgang A1 Horn  
Signal-output A1 whistle

Signalausgang A2 Horn  
Signal-output A2 whistle

Signalausgang A3 Lampe  
Signal-output A3 lamp

Signalausgang A4 Lampe  
Signal-output A4 lamp

Externer manueller Handtaster Lampe  
External manual hand key lamp

Option Anschluss Horn mit Lampe  
Option connect whistle with lamp

A1-A4 max. Kontaktbelastung 250VA, 5A  
A1-A4 max. contact load 250VA, 5A

signal \ output	A1	A2	A3	A4
Horntaster Horn key	1	1	0	0
Lampentaster Lamp key	0	0	1	1
Automatik Automatic	1	1	0	0

signal \ output	A1	A2	A3	A4
Horntaster Horn key mit/with 23-24	1	1	1	1
Lampentaster Lamp key mit/with 23-24	0	0	1	1
Automatik Automatic mit/with 23-24	1	1	1	1

Änder ) vorbehalten !  
Subject to alteration !